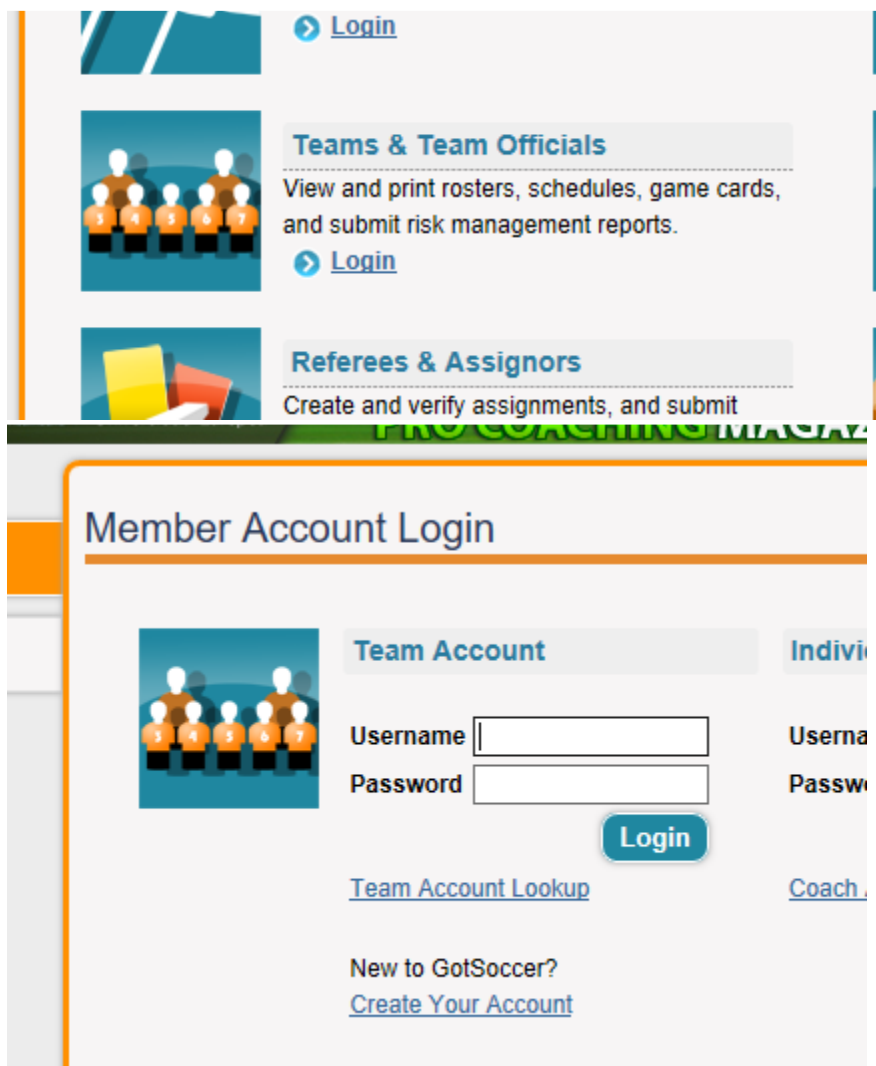


Detailed Instructions for Online Check-In

Your team's approval is pending your Online Check-In. The deadline for this event is listed on the event's web page

Step 1

Log into your team's gotsoccer account:













The screenshot displays the GotSoccer website interface. At the top, there is a navigation bar with a "Login" link. Below this, the main content area is divided into three sections:

- Teams & Team Officials**: View and print rosters, schedules, game cards, and submit risk management reports. Includes a "Login" link.
- Referees & Assignors**: Create and verify assignments, and submit reports. Includes a "Login" link.

Below these sections is a "Member Account Login" section. It features a "Team Account" tab (selected) and an "Individual Account" tab. The "Team Account" section includes a team icon, a "Username" input field, a "Password" input field, and a "Login" button. Below the login fields are links for "Team Account Lookup" and "Coach Login". At the bottom, there is a link for "New to GotSoccer? Create Your Account".

Step 2

From the Team Overview Page, select the event you are uploading documents for:

Event Registration History				
Items 1 - 10 of 63				
	Name/Date	Type	Status	Applied
	2017-18 Florida State Premier League (FSPL) 8/1/2017 - 3/15/2018	League	Applied	06/08/2017
	Battle at the Beach 5/20/2017 - 5/21/2017	Tournament	Accepted	04/24/2017
	Disney Presidents Day Soccer Festival 2017 2/18/2017 - 2/20/2017	Tournament	Conf Sent	12/19/2016
	FYSA 2017 Florida State Cup 3/17/2017 - 5/29/2017	Tournament	Accepted	11/08/2016
	2016-2017 FYSA Registration Event 8/1/2016 - 7/31/2017	Registration	Accepted	08/04/2016
	Disney Soccer Showcase (Boys) - 2016 12/27/2016 - 12/30/2016	Tournament	Conf Sent	07/18/2016
	Disney Soccer Showcase Qualifier - 2016 9/3/2016 - 9/5/2016	Tournament	Withdrawn	07/08/2016
	2016 SRPL East 8/1/2016 - 5/15/2017	League	Accepted	05/24/2016
	Orlando City Youth Junior Pro Invitational 2/13/2016 - 2/15/2016	Tournament	Accepted	12/08/2015
	FYSA 2016 Florida State Cup 3/19/2016 - 5/29/2016	Tournament	Accepted	11/18/2015

Items 1 - 10 of 63

Step 3

After selecting/clicking on the Event, select/click on the DOCUMENTS tab.

ests | Support & Feedback | Roster | **Documents**

Notify Registrar

Message

Team Status

Foreign Team: No

Medical Release (All Players) No

Step 4

On the DOCUMENTS tab, label and upload all required documents.

1. Name the document you are loading
2. Search for/locate the document you are loading on your computer
3. Choose (double-click) that specific file
4. Once chosen, click "Upload File" button
5. Continue this process for every file that you are required to upload
6. If/when the documents are uploaded successfully they will appear in the listing area
7. The tournament check-in staff will verify all documents are uploaded for your team.

ALL PLAYERS ON THE EVENT ROSTER MUST HAVE A PHOTO UPLOADED TO THEIR PLAYER PROFILE